

Funds transfer to your other HSBC India account through Personal Internet Banking



Funds can now be transferred to your HSBC India account at your finger tips.
Select the step of the journey you want to view:

Pay and
Transfer

Input

Review

Confirmation



Pay and Transfer

PAY AND TRANSFER


New payments and transfers

From here, you can move money between your own accounts or to another person's account. You are no longer required to use your Security Device to authenticate your payment or transfer.

From

Account

[Back to your accounts](#)



PAY AND TRANSFER

New payments and transfers

From here, you can move money between your own accounts or to another person's account. You are no longer required to use your Security Device to authenticate your payment or transfer.

From


Account

Available balance INR 21,128.78

To

Select an option

[Back to your accounts](#)



Select the account you wish to transfer the funds **From**.

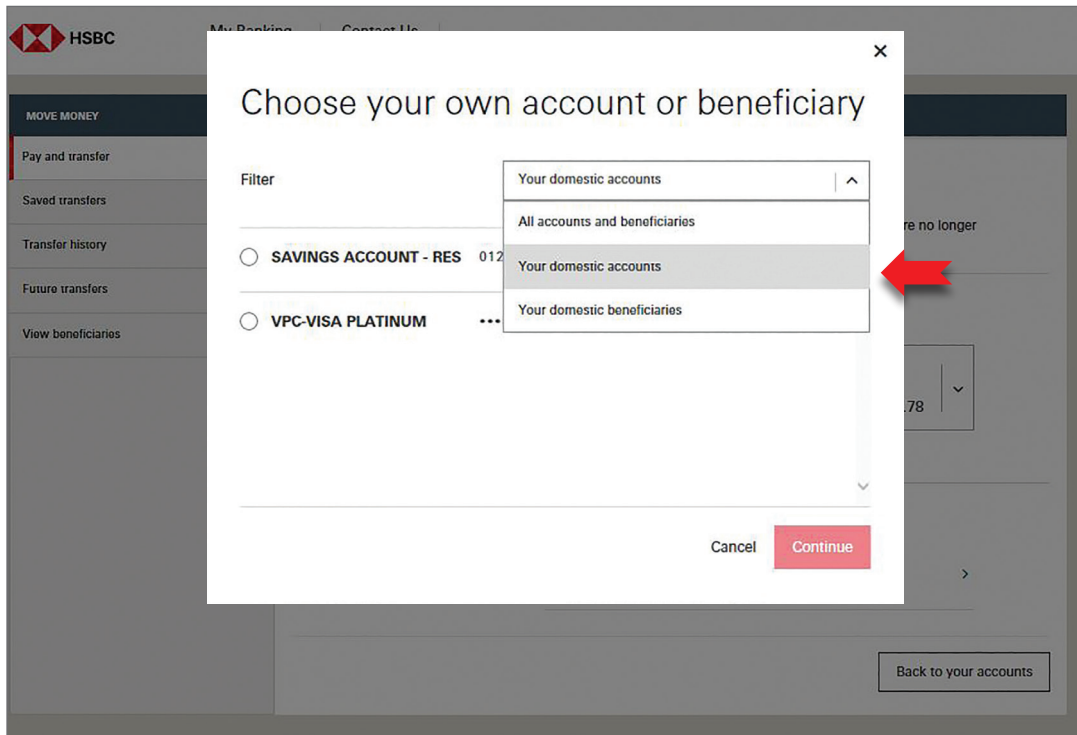
Then select **'Your accounts or beneficiaries'** to transfer funds between your HSBC accounts.

Menu

Back

Next

Pay and Transfer



All your accounts and beneficiaries are displayed here.

Select '**Your domestic accounts**' from the filter to refine for the account you wish to transfer funds to.

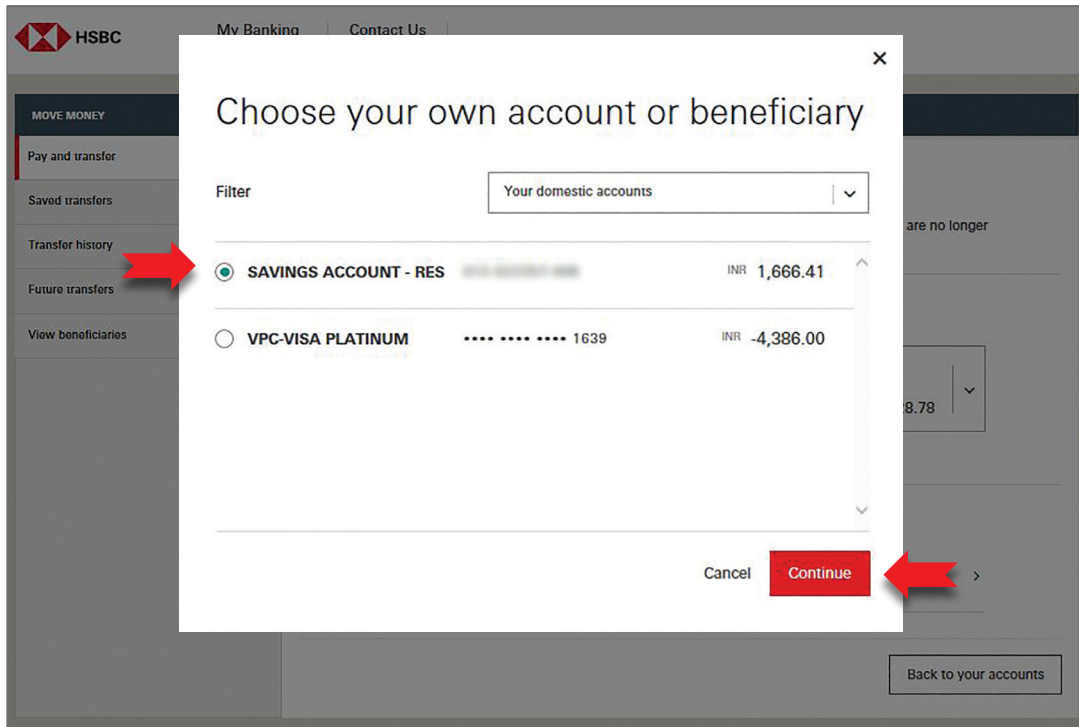
Or you may directly scroll through the beneficiary list and select the account you wish to transfer funds to.

Menu

Back

Next

Pay and Transfer



Select the account you wish to transfer funds to and click '**Continue**'.

Menu

Back

Next

Input – Immediate or Future Transfer

PAY AND TRANSFER

Transfer between your accounts

From here, you can transfer between your own accounts.

From Edit

Account: SAVINGS ACCOUNT - RES INR 21,128.78
Available balance INR 21,128.78

To Edit

Account: SAVINGS ACCOUNT - RES INR 2,666.41
Available balance INR 2,666.41

Details

Amount: INR | 1,000.00

Your reference (optional): school fee
Your reference will appear on your statements and transaction history.

Date: 03/10/2018

Recurring: No Yes

Cancel Continue

The selection of the accounts you want to transfer the funds between is displayed here. You may wish to edit the **From** and **To** accounts if required.

Complete the **Details** section by entering the **Amount** you wish to transfer.

If you wish to transfer the funds immediately, the **Recurring** radio button will remain defaulted to **'No'** and the current transfer date will be displayed.

If you wish to transfer funds on a future date you may enter the future date or select a date from the calendar.

When complete, click **'Continue'**.

Details

Amount: INR | 1,000.00

Your reference (optional): school fee
Your reference will appear on your statements and transaction history.

Date: 03/10/2018

Recurring: No Yes

Throughout the journey, any fields not marked as **optional** must be completed in order to proceed to the next step.

Menu

Back

Next

Input – Recurring Transfer



PAY AND TRANSFER


Details



Amount


Your reference (optional)

Your reference will appear on your statements and transaction history.

Date  

Recurring No Yes 


Frequency  

Number of transfers 

Maximum of 999 recurring transfers.

Final amount (optional)

Please complete if your final amount differs.



Alternatively, if you wish to set-up a recurring transfer, enter the **start date** of the transfer, select **Recurring** as '**Yes**', enter the **frequency** of transfer and the **number of recurring transfers** you wish to set-up. Do input the **final amount** if the final recurring transfer amount differs from that entered before.

Menu

Back

Next

Review

PAY AND TRANSFER

Review

Please check these details carefully before continuing.

From

Account SAVINGS ACCOUNT - RES

To

Account SAVINGS ACCOUNT - RES

Details Edit

Amount INR 1,000.00

Your reference school fee

Date 25/10/2018

ⓘ Please make sure there is enough money in your account on the date selected.

Cancel Confirm

You are now required to **Review** the transfer before confirming. Use **Edit** to navigate back to the previous step and make any changes if you wish to.

Click '**Confirm**' to submit the transfer.

Are you sure you want to cancel?

Any changes you have made will be lost.

Don't cancel Cancel

To cancel the transfer, click '**Cancel**' in the '**Are you sure you want to cancel?**' pop-up.



Menu

Back

Next

Confirmation

PAY AND TRANSFER

Confirmation

✔ Your future transfer request has been registered.

Our reference

Confirmation number	960599X207410
---------------------	---------------

From

Account	SAVINGS ACCOUNT - RES [REDACTED]
---------	-------------------------------------

To

Account	SAVINGS ACCOUNT - RES [REDACTED]
---------	-------------------------------------

Details

Amount	INR 1,000.00
Your reference	School fee
Effective date	03/10/2018

[Print](#) [Back to your accounts](#) [New payment or transfer](#)


Fund transfer to your other HSBC account is successfully completed.

You may make another payment or transfer by clicking '**New payment or transfer**' or return to homepage by clicking '**Back to your accounts**'.

Menu

Back

Next



Menu